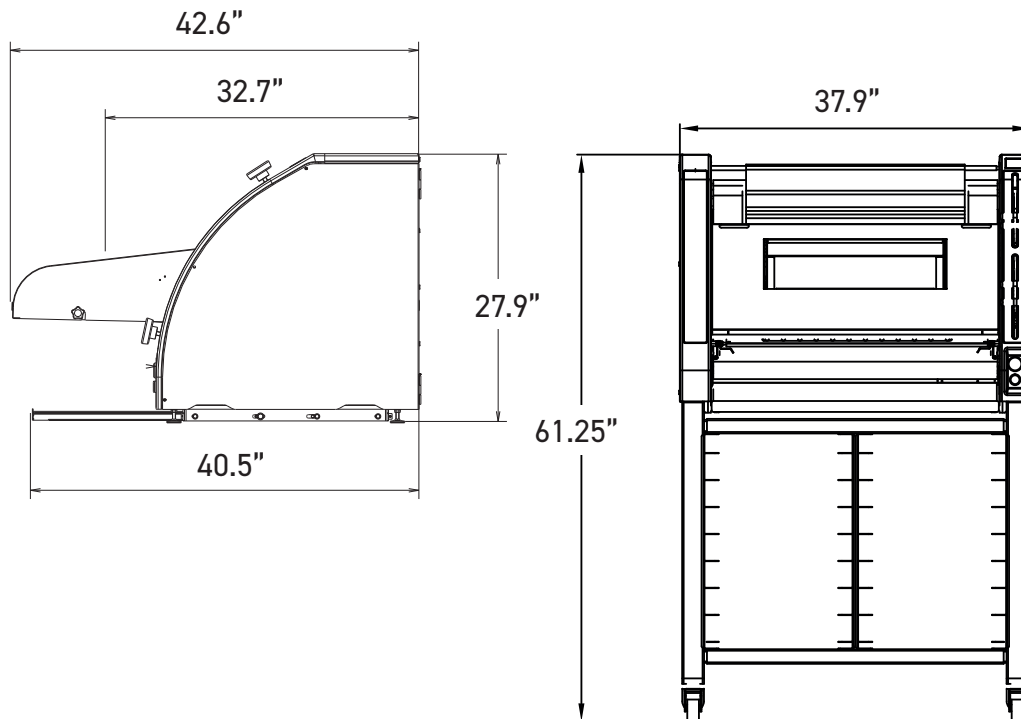






# Unic

- ✓ Vertical moulding to save space
- ✓ Three flattening rollers
- ✓ Ergonomic controls
- ✓ Quick belt change
- ✓ Stainless steel exterior
- ✓ 5 years parts / 1 year labor warranty





Three food-grade polyethylene rollers



Retractable out-feed table



**Adjustable rollers**  
The levers provide a high degree of accuracy and reduces the load on the wrist.



**Forming belt**  
Ultra-quick belt change without disassembling the machine.



White board for marking product settings

## FEATURES

UNIC	
Min/max weight of dough pieces in ounces	1.76 / 42.3 oz
Three food-grade PETP rollers	•
Maximum speed in pieces per hour	1200
Motor power in kW	1.1
Type of motor	3ph/208V/60Hz/4.8A
Plug Configuration	NEMA L15-20P*
Belt type	Synthetic
Net weight in lbs	440

## OPTIONS

Pointed end belt	•
Outfeed guides	•
Standard wheeled base	•
Wheeled base with storage	•



Plug Configuration  
• NEMA L15-20P

L15-20P